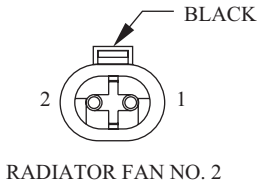
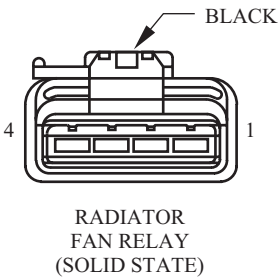


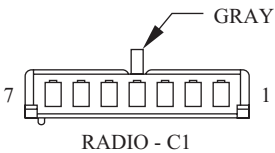
CAV	CIRCUIT	FUNCTION
1	C23 12DG	RADIATOR FAN RELAY OUTPUT
2	Z1 12BK	GROUND



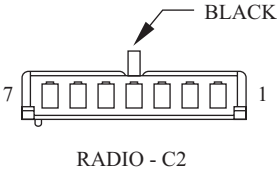
CAV	CIRCUIT	FUNCTION
1	C23 12DG	RADIATOR FAN RELAY OUTPUT
2	Z1 12BK	GROUND



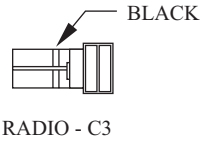
CAV	CIRCUIT	FUNCTION
1	Z1 18BK	GROUND
2	K173 18LG/DB	RADIATOR FAN RELAY CONTROL
3	C23 12DG	RADIATOR FAN RELAY OUTPUT
4	A16 12GY	FUSED B(+)



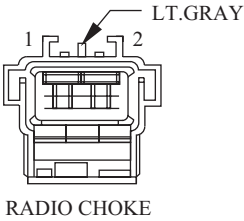
CAV	CIRCUIT	FUNCTION
1	-	-
2	X55 20BR/RD	LEFT FRONT SPEAKER (-)
3	X56 20DB/RD	RIGHT FRONT SPEAKER (-)
4	E17 20YL/BK	STEP DIM SWITCH SIGNAL
5	E2 20OR	PANEL LAMPS DRIVER
6	X12 18RD/WT	FUSED IGNITION SWITCH OUTPUT (ACC/RUN)
7	M1 20PK	FUSED B(+)



CAV	CIRCUIT	FUNCTION
1	X60 20DG/RD	NBS RELAY DRIVER
2	X51 20BR/YL	LEFT REAR SPEAKER (+)
3	X52 20DB/WT	RIGHT REAR SPEAKER (+)
4	X53 20DG	LEFT FRONT SPEAKER (+)
5	X54 20VT	RIGHT FRONT SPEAKER (+)
6	X57 20BR/LB	LEFT REAR SPEAKER (-)
7	X58 20DB/OR	RIGHT REAR SPEAKER (-)



CAV	CIRCUIT	FUNCTION
1	X15 16BK/DG	AMPLIFIER GROUND



CAV	CIRCUIT	FUNCTION
1	X1 16DG/RD	NBS RELAY OUTPUT
2	X13 16RD/DG	AMPLIFIER (+)